

# Tutorial Sebagai Mahasiswa

## Sidang, Seminar Hasil, Seminar Proposal

1. Buka Laman <http://elearning.uma.ac.id/>, Untuk **User, Password Log In** silahkan tanyakan kepada Staff IT Fakultas Ilmu Sosial dan Ilmu Politik UMA

English (en) You are not logged in.

**E-LEARNING**  
UNIVERSITAS MEDAN AREA

Call Us: (061) 7360168, 7366878, 7364348 Fax: (061) 7368012  
HP: 0821 6303 6908, 0812 644 9444 Email: univ\_medanarea@uma.ac.id

Home Log in to the site

### Log in

Your session has timed out. Please log in again.

Username

Password

Remember username

[Forgotten your username or password?](#)

Cookies must be enabled in your browser

Some courses may allow guest access:

2. Klik “My Course” untuk melihat Mata Kuliah.

### Course categories

TAHUN AJARAN 2018/2019

- FAKULTAS TEKNIK
- FAKULTAS PERTANIAN
- FAKULTAS EKONOMI
- FAKULTAS HUKUM
- FAKULTAS ISIPOL
- FAKULTAS PSIKOLOGI
- FAKULTAS SAINS & TEKNOLOGI
- PASCASARJANA

### Navigation

- Home
  - My home
  - Site pages
  - My profile
  - My courses**

### Administration

- My profile settings

### Calendar

March 2020

Mon	Tue	Wed	Thu	Fri	Sat	Sun
						1
2	3	4	5	6	7	8
9	10	11	12	13	14	15
16	17	18	19	20	21	22
23	24	25	26	27	28	29

### 3. Klik Mata Kuliah yang ingin di langungkan

Home > My home

Customise this page

Navigation

Home

- My home
- Site pages
- My profile
- My courses
  - SIDANG

Administration

Course overview

UJIAN SKRIPSI

My private files

No files available

Manage my private files...

Online users

(last 5 minutes)

- DONNI SITUMORANG
- Sufrial Hendri
- INDRA KARISMA
- NUR AZIZAH SIREGAR -
- ZALDI ZIMBALYZ
- NURTA ARUAN

Activate Windows

### 4. Pilih Forum Ujian Meja Hijau

Home > My courses > TAHUN AJARAN 2019/2020 > FAKULTAS ISIPOL > ADMINISTRASI PUBLIK > SEMESTER 8 > SKRIPSI > SIDANG

Turn editing on

Navigation

Home

- My home
- Site pages
- My profile
- Current course
  - SIDANG
    - Participants
    - Backlog

News forum

27 March - 2 April

Ujian Meja Hijau

3 April - 9 April

Search forums

Go

Advanced search ?

Latest news

Add a new topic...

(No news has been posted yet)

Activate Windows

Go to Settings to activate Windows.

Upcoming events

### 5. Klik Join Session,

Home > My courses > TAHUN AJARAN 2019/2020 > FAKULTAS ISIPOL > ADMINISTRASI PUBLIK > SEMESTER 8 > SKRIPSI > SIDANG > 27 March - 2 April > Ujian Meja Hijau

Navigation

Home

- My home
- Site pages
- My profile
- Current course
  - SIDANG

Ujian Meja Hijau

This conference room is ready. You can join the session now.

Join session

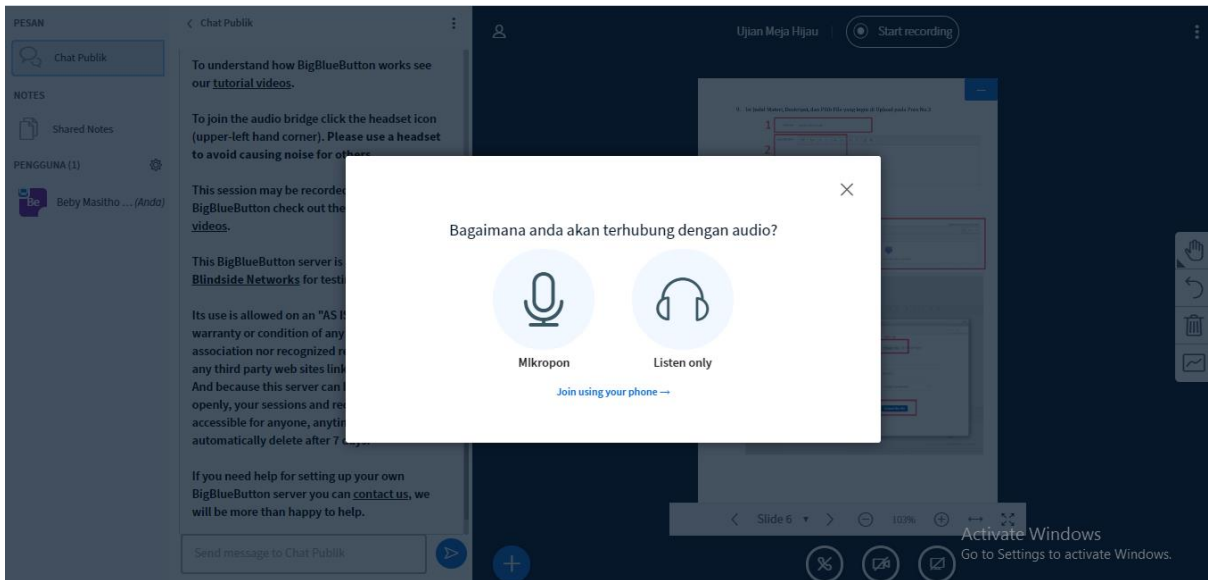
Recordings

There are no recordings for this meeting.

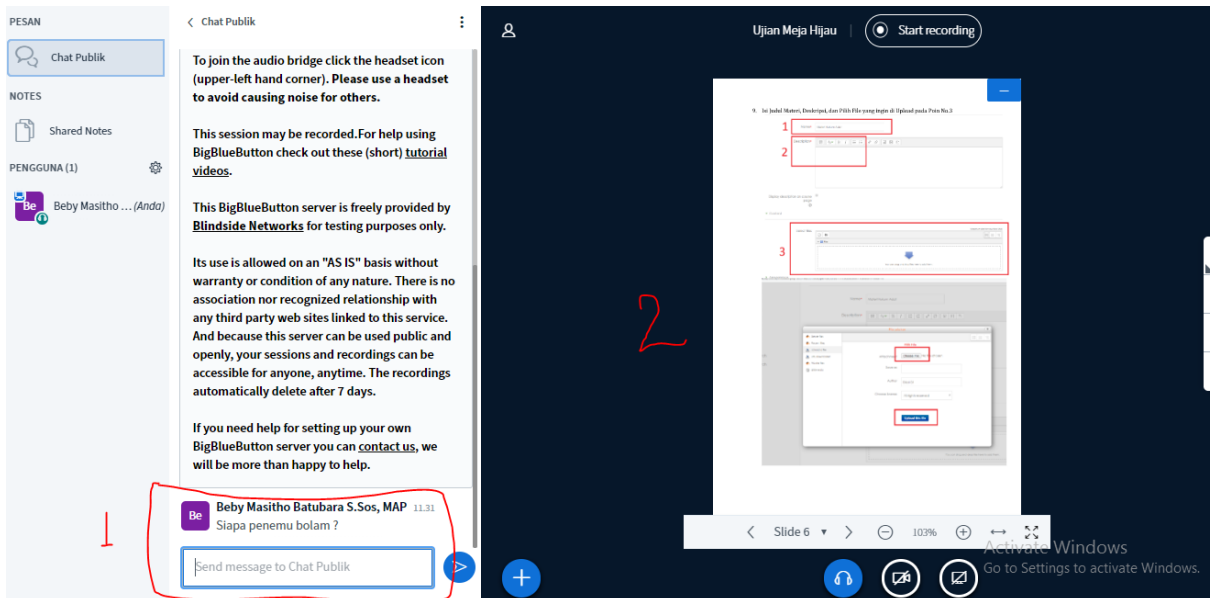
Dan tunggu beberapa saat

5. Akan muncul gambar seperti berikut, jika kita membutuhkan suara kita klik menggunakan micropon atau mendengar saja maka klik Listen Only (Catatan untuk

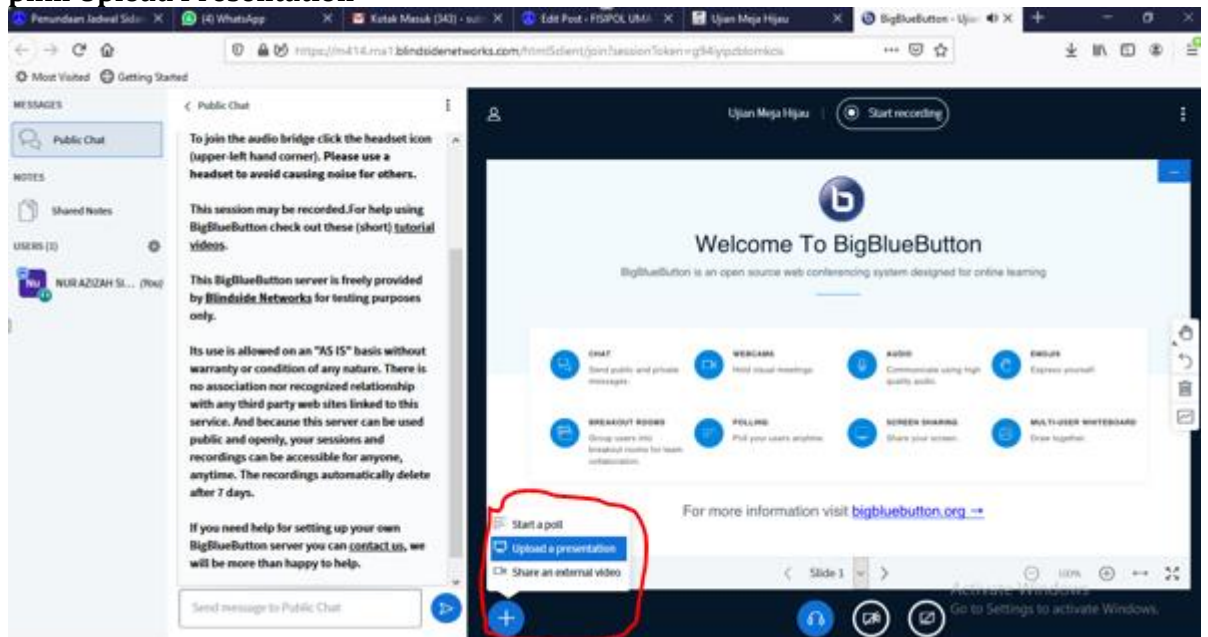
menu mikropon perangkat harus support dengan mica tau gunakan smart phone untuk mengaktifkan mode ini)



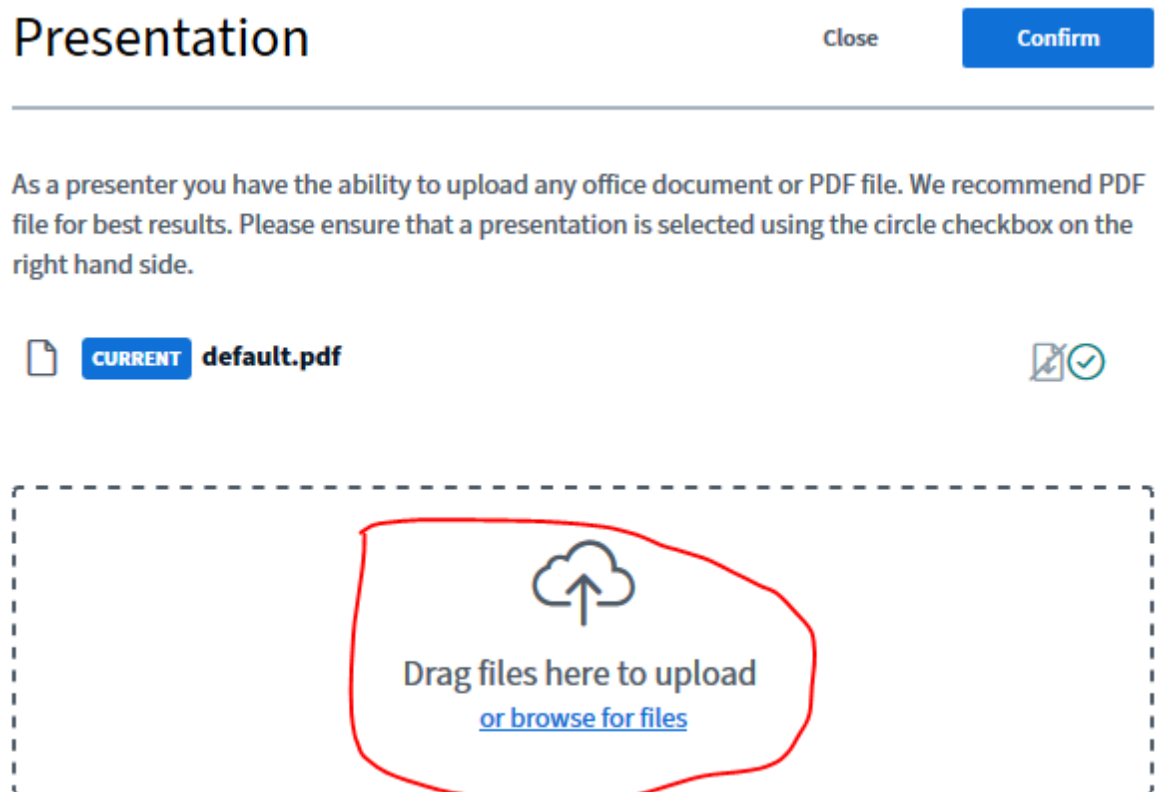
6. Berikut ini adalah tampilan forum, slide mahasiswa akan tampil di layar masing-masing dosen penguji, dalam hal ini dosen dan mahasiswa dapat berinteraksi menggunakan chatting (Laptop) dan suara



7. Mahasiswa dapat menambahkan slide presentasi dengan cara klik tanda **tambah** dan pilih **Upload Presentation**



8. Upload Presentation, Browse for files





9. Cari File dipenyimpanan computer atau flasdisk dan klik Upload


# Presentation

Close

Upload

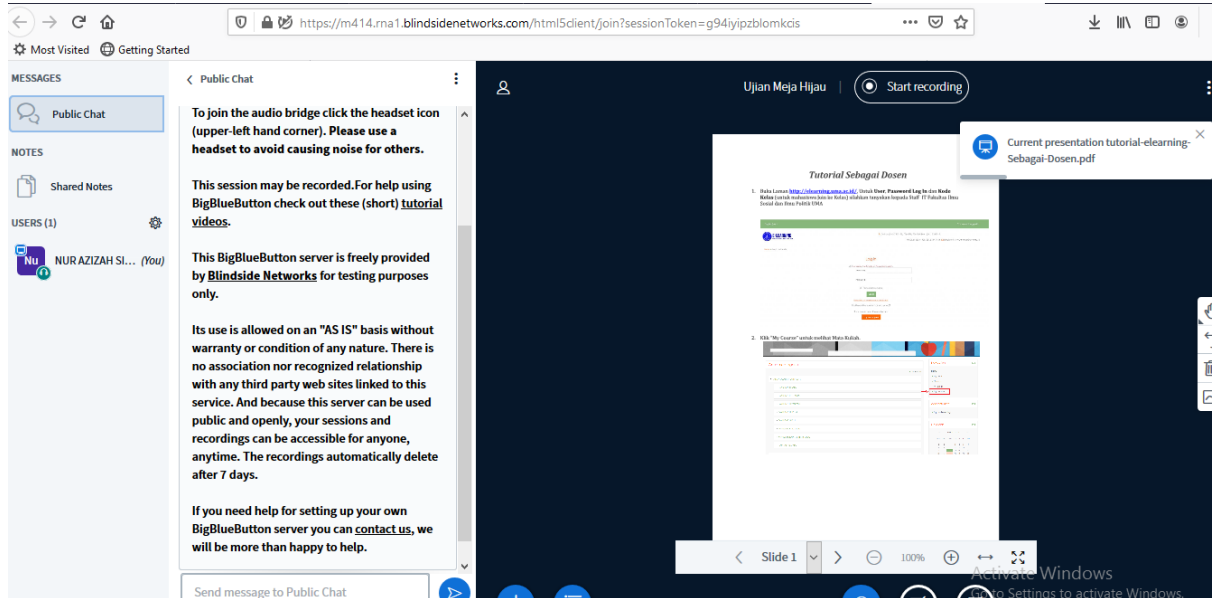
As a presenter you have the ability to upload any office document or PDF file. We recommend PDF file for best results. Please ensure that a presentation is selected using the circle checkbox on the right hand side.

 <b>CURRENT</b> default.pdf 
 <b>tutorial-elearning-Sebagai-Dosen.pdf</b> To be uploaded ...  



Drag files here to upload  
[or browse for files](#)

## 10. Tunggu proses upload selesai, dan presentasi akan tampil di layar



The screenshot shows a Zoom meeting in progress. On the left, there is a chat window with a public chat area containing several messages. The main area displays a presentation slide titled "Tutorial Sebagai Dosen" with two numbered points. The first point discusses login instructions for a BigBlueButton server. The second point mentions a "No Course" error. The Zoom interface includes a "Start recording" button at the top right and a "Send message to Public Chat" input at the bottom left.

## 11. Tunggu dosen Pembimbing dan penguji untuk join Session, dan mulai lah sidang 😊